



OUTREACH GROUPS
HANDBOOK

We exist to help

ALL PEOPLE realize

that God loves them

UNCONDITIONALLY.



outreach groups

THE MISSION

You have a bigger platform and impact than you think. Your school is one of the most important mission fields. Over 90% of Americans go to public school, so luckily you are a full-time missionary every day to people who have an urgent need for Jesus (about 2/3 of Christians follow Christ before the age of 18).

THE VISION

Just like Jesus told His disciples to be His witnesses, He tells you to do the same thing. Your school is a mission field with hundreds of students who need Jesus, and that is the reason you are needed to be a missionary. Good news! You do not have to do this alone, just like the disciples. Along with Jesus, they had each other. It is important to get connected with a group of other believers to work to spread the good news of Jesus and share God's love with your school, together. A great way to do this is through **SOZO Outreach Groups**.

THE PURPOSE

From God's perspective, each new school year is the beginning of a new, 9-month mission trip. You aren't just there because you have to be—you are there because God is sending you. But like all missions, you need the support and prayers from your church.

THE GOAL

- Build relationships with those who are far from God or don't know God
- Introduce Jesus & the love of God
- Invite them to SOZO

1 prayer

Matthew 7:7 – Ask and it will be given to you; seek and you will find; knock and it will be opened to you.

IDEAS TO GET STARTED

1. Know that we (the church) are praying for you and your school
2. Get your friends and family to pray
3. Prayer walk your school: While walking around your school pray for the people in the building and over the building itself!

WHAT TO PRAY FOR

There are many people to pray for in a school: the teachers, the administrators, the coaches, the support staff, the students, etc. Pray that God will raise up students who have a desire to share His love with others in their schools. **MOST OF ALL**, pray for opportunities every day to share God's love with students in your school.

2 do your research

IS THERE ALREADY ANOTHER CHRISTIAN CLUB OF SOME KIND AT YOUR SCHOOL?

Is there an FCA, Young Life, Campus Life, Youth Alive, First Priority, or some other Christian club already there? Meet with the group to discuss their goals for the club. Work together to spread God's love through your school. Remember, your focus is outreach! It is okay to be different clubs with the same goal of spreading God's love.

WHAT ARE THE RULES FOR STARTING NEW CLUBS AT THE SCHOOL?

There is probably a procedure for starting new clubs at your school and you'll want to follow those procedures. You can ask a teacher or probably anyone in the school office.

HOW MANY STUDENTS ARE INTERESTED IN GETTING THIS STARTED?

You can usually get something started with four or five students, but get as many as you can!

Deuteronomy 32:3 – One can put 1,000 to flight, two can put 10,000 to flight.

WHO ARE THE SUPPORTIVE TEACHERS IN YOUR SCHOOL?

In order to start an Outreach Club you'll need a teacher to be your sponsor. The teacher does not need to be a believer, they just need to be supportive. The teacher sponsor does not run the club for you—they are just there to help you and advocate for you.

WHO IS YOUR WAYMAKER COACH?

A Victory "coach" doesn't run the club for you, but they can help you to stay on track and get the resources you need for doing outreaches.



3 launch your club

Now you should be ready to launch this thing! Get everyone to help you prepare for your first meeting. Here are some things you will need to do.

SEVEN STEPS:

THE CHURCH:

Ask your small group to pray for the launch of this Student Outreach Club.

TEACHER:

Talk with the teacher who will sponsor your club about the best day and time for your club meetings. Decide what day and time your club will meet (Monday, Tuesday, or Wednesday). The ideal time and place to meet is lunch time in the gym.

PRINCIPAL:

Write a letter to your principal requesting permission to start the new club. A sample letter is in the back of this booklet. Then request a follow-up meeting.

WAYMAKER COACH:

Meet with your Waymaker Coach to plan your first club meeting.

STUDENTS:

Let students know when and where the club is meeting.

NAME / MISSION:

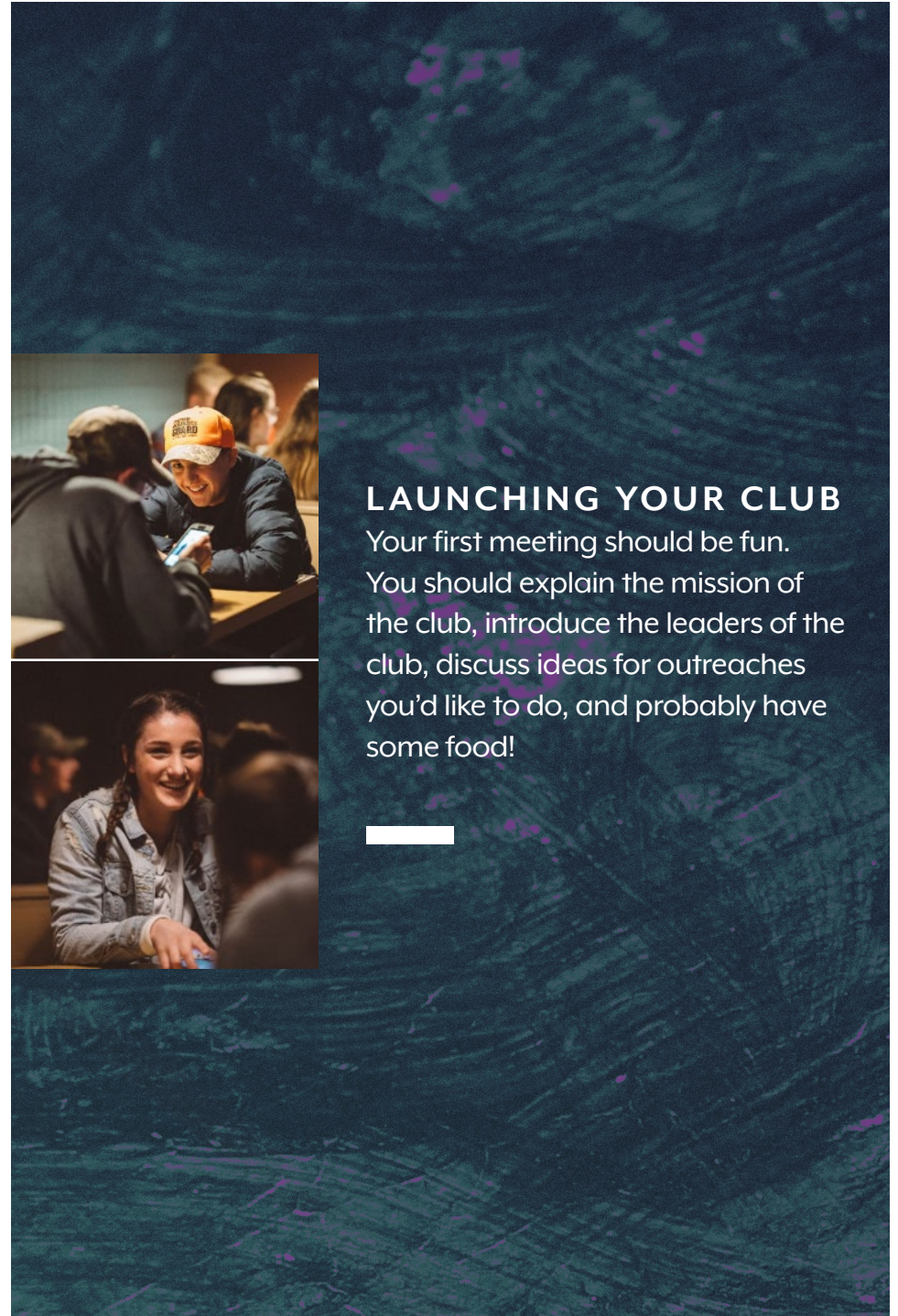
Have a name and mission statement.

Name examples: SozoSU, SozoKnoch, SozoSR

Mission statement: "We exist to help ALL people realize that God loves them unconditionally."

ADVERTISE:

Spread the word about your first meeting with signs and social media and by talking to your peers.

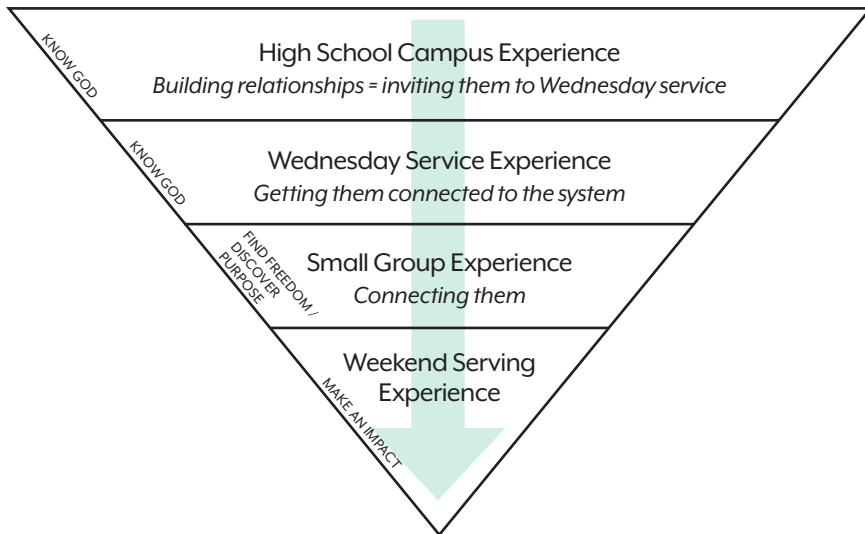


LAUNCHING YOUR CLUB

Your first meeting should be fun. You should explain the mission of the club, introduce the leaders of the club, discuss ideas for outreaches you'd like to do, and probably have some food!

4 lead your club effectively

WE HAVE A GREAT SYSTEM CALLED “THE FUNNEL”



Now this is their church.

You are so vital to this plan and building God's Kingdom!

BUILD A LEADERSHIP TEAM

You can't do this alone! You need a team. Instead of having a president, vice president, secretary, etc., we recommend giving your team jobs based on their gifts not on a title/position.

- **Motivation** – someone who's passionate, energetic, and is good at inspiring the group
- **Logistics** – someone who is good at details, takes notes, and provides follow-through

- **Communications** – someone good at publicity and marketing / running an Instagram page
- **Community** – someone who is a people person

PLAN YOUR MEETINGS WELL

Make sure to **INVITE** people to help grow your club and to reach people no one else is reaching!

1. Play hype music to create a fun environment (follow Student Ministry Hype on Spotify).
2. Connect them to SOZO and play SOZO promo video if available.
3. Have a 10-minute message. Make sure to include a salvation call at the end. This message should be good for people who do and do not know Jesus. (Your Coach will help you with this. We have pre-made messages you can use.)
4. Have food for the group (we will help provide for this).
5. At the end, play music again and have structured free time.



REACH IN

Love each other

Make sure to take time to support the leaders in your group. Encourage each other and remember to keep praying for each other.

REACH OUT

Love your school

One of the big ways we love God is to love others by showing His love to them. **Be innovative & creative:**

- Pray for your friends who don't know Christ
- Plan outreaches for specific groups of students (ideas on page 12)
- Plan outreaches that anyone can attend
- Participate in Serve Day with your group (myVFC.info)

HAVE CONSISTENT MEETING TIMES

To keep people interested and involved, you need to meet—if possible—*the same day, at the same time, and at the same place every week*. If you aren't consistent, people will forget when your meetings are and eventually drop out (*meet on Mondays, Tuesdays, or Wednesdays so you can invite people to SOZO*).

(When starting the club, we will meet twice a month, then we will gradually start meeting more until the club meets every week.)

CONNECT STUDENTS WITH SOZO

Outreach isn't the end, it is just the beginning! The goal is to show God's love, which results in hearing God's truth, which will result in students giving their lives to Christ and connecting with a church.

Here's how to make the most of your outreaches:

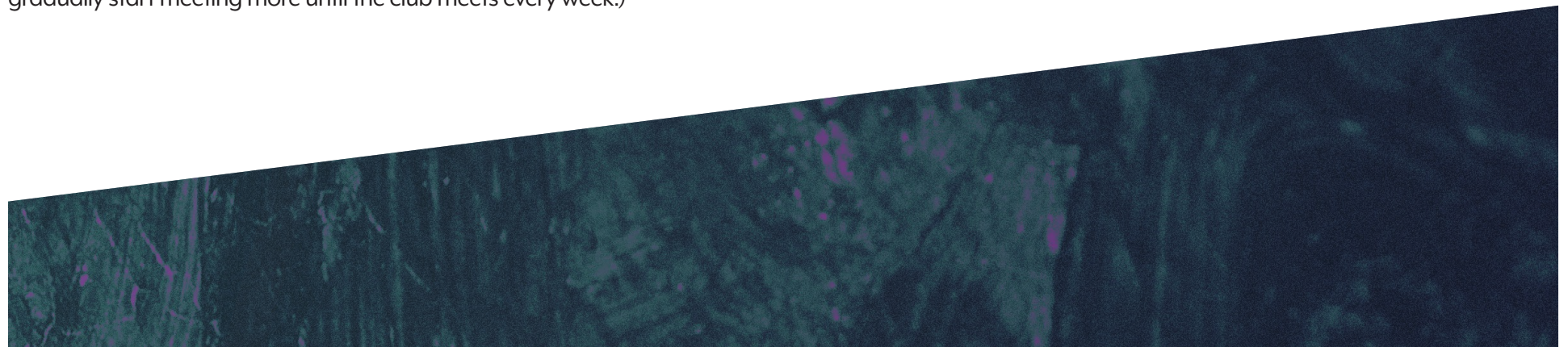
1. Use outreach as an opportunity for conversation in the days and weeks afterward.
2. Connect them to SOZO to get them started into regularly attending church and getting involved in a small group!

Remember to keep SOZO informed about what is happening with your club—the successes and the challenges. Let them celebrate your wins with you and pray for you through your challenges.

PLAN YOUR LEADERSHIP TRANSITION

From the beginning of the school year, start planning how you will pass on leadership of the club to new students the next year (especially if members of your team are graduating).

Seniors, if possible, try to pass on leadership to a few sophomores as well as juniors.



5 love the students

Now we get to the fun part! Think of some creative ways your club can share God's love and truth at your school. Here are some examples to help you get started: *(try to do at least one outreach event per month)*

- Free Rita's at the end of the day for students who are walking to their cars
- Random acts of kindness cards for the entire school
- Pizza for the soccer team
- Travel bags for the bowling team
- Gatorade for the basketball team
- Coffee in the morning for the swim team after an early practice
- After-concert celebration for the band/choir
- Ice cream bar for the volleyball team
- After-show flowers and snacks for the musical

WHAT WILL WE DO TO SERVE THEM?

- Celebrate an Achievement
- Clean Something Up
- Movie Night
- Spaghetti Dinner
- Hand Out Water
- Pizza Party
- Hand Out Gatorade
- Provide Lunch
- Ice Cream Party/Sundae Bar
- Social Media Shout Outs
- Encouraging Notes
- Make Support Signs and Posters

WHAT GROUP OF STUDENTS DO WE WANT TO SERVE? ALL STUDENTS.

Sports

Baseball Team
Basketball Team
Cheerleaders
Cross Country Team
Field Hockey Team
Football Team
Golf Team
Ice Hockey Team
Lacrosse Team
Rugby Team
Soccer Team
Softball Team
Swim Team
Tennis Team
Track & Field Team
Volleyball Team
Wrestling Team

Cultures

Atheists
Athletes
Musicians
Musical Kids
Teachers

Academic Groups

Chess Team
Debate Team
Mock Trial Team
National Honor Society
Speech Team

School Structure

Sixth Grade
Seventh Grade
Eighth Grade
Ninth Grade
Tenth Grade
Eleventh Grade
Twelfth Grade
The Entire School

Interest Groups

Art Club
Environmental Club
Drama Club
Film Club
FFA
Gaming Clubs
Gay-Straight Alliance
Happy Hands Club
Language Clubs
Model UN
Newspaper
Relay for Life
SADD Club
Science Club
Student Government
Writing Club
Yearbook

6 the legal stuff

Here is a list of the expressions of religious freedom that students have in public schools. Familiarize yourself with your rights.

The Equal Access Act, passed by Congress in 1984, says that federally-funded public schools that have non-curriculum related clubs must allow religious students to form clubs with the same privileges that other clubs have. These clubs must be student-initiated and student-led. This law was challenged and in 1990 went to the Supreme Court where it was upheld and has been in place ever since.

I. The Right to Meet with Other Religious Students

The Equal Access Act allows students the freedom to meet on campus for the purpose of discussing religious issues.

II. The Right to Identify Your Religious Beliefs through Signs / Symbols

Students are free to express their religious beliefs through signs and symbols on clothing and other personal articles.

III. The Right to Talk About Your Religious Beliefs on Campus

Freedom of speech is a fundamental right mandated by the U.S. Constitution and does not exclude the public school campus.

IV. The Right to Distribute Religious Literature on Campus

Distributing literature on campus may not be restricted simply because it is religious.

V. The Right to Pray on Campus

Students may pray alone or with others so long as it does not disrupt school activities or is not forced on others.

VI. The Right to Carry or Study Your Bible on Campus

The Supreme Court has said that only state-directed Bible reading is unconstitutional.

VII. The Right to Do Research Papers, Speeches, and Creative Projects with Religious Themes

The First Amendment to the U.S. Constitution does not forbid all mention of religion in public schools.

VIII. The Right to be Exempt

Students may be exempt from activities and class content that contradicts their religious beliefs.

IX. The Right to Celebrate or Study Religious Holidays on Campus

Music, art, literature, and drama that have religious themes are permitted as part of the curriculum for school activities if presented in an objective manner as a traditional part of the cultural and religious heritage of the particular holiday.

X. The Right to Meet with School Officials

The First Amendment to the U.S. Constitution forbids Congress to make any law that would restrict the right of people to petition the Government (school officials, in this case).

© 1990 by J.W. Brinkley and Roevery Communications
See www.aclj.org for more details on these rights.

7 share the wins


Let us know what God is doing in your school! Once your club is up and running, we would love to share what you are doing with other Outreach Clubs in our region and we want to ask people to pray for you. Please share your stories with us so that we can inspire others with how God is using you!

You can do that several ways:

1. Visit www.myvfc.info/students
2. Follow us on Instagram ([sozozyth](https://www.instagram.com/sozozyth))
3. Check out our Facebook (facebook.com/sozoatvictory)

If you need help or have any questions, please reach out to your Waymaker Coach.

For more information about what other clubs are doing, check out the Students Reaching Students Instagram account ([@studentsreachingstudents](https://www.instagram.com/studentsreachingstudents)).



letter to your principal

In order to start a Student Outreach Club, you need to begin by writing a letter to your principal. We recommend that you get as many students as you can to sign the letter, and that you request a follow-up meeting with your principal. Here's a sample that you can copy and paste into a blank document.

Principal _____ (Name)

Your School Name

Address

Date

Dear (Mr. / Mrs. / Dr.) _____,

We request permission to meet weekly, and _____ (name of teacher) has agreed to be the sponsor for our club allowing us to meet in (his / her) room. Our club will be student initiated and student led as the Equal Access Act requires.

We would like to use our meeting time to pray together, read the Bible together, and to discuss ways that we can serve our school and be an encouragement to our fellow students.

Please let us know when we can meet with you to discuss this, and thank you so much for considering our request!

Respectfully Submitted,

STUDENTS' NAMES HERE

NOTE TO STUDENTS: If your principal says no, we recommend that you send a follow-up letter that respectfully includes the following paragraph: "We are writing to request your permission to start a Christian Club at our school as allowed by the Equal Access Act passed by Congress and signed by President Ronald Reagan in 1984."

club meetings planner

MEETING LAYOUT

1. Students arrive: play hype music to create a fun atmosphere.
 - A playlist will be available via Spotify.
2. Connect them to SOZO and play SOZO promo video (if available).
3. 10-minute message that includes a salvation call at the end. This message should be good for people who do and do not know Jesus.
 - Speaker rotates from meeting to meeting between Student Campus Leader, Waymaker Coach, and Student Campus Pastor.
 - Your Waymaker Coach will help you with message preparation. Also, archived video messages are available.
4. Have food for the group (we will help you to provide this).
5. At the end, play music again and have structured free time.

STUDENT CAMPUS LEADER GOES LIVE DURING WEDNESDAY SERVICE

- Live for one minute during all four parts of the service
 - Structured Free Time/Worship/Message/Small Group Time
- Post some pictures and videos to your Instagram Story
 - This builds hype/momentum
 - Get connected to the Apple Shared folder to share and view other people's content



*SOZO is the high school ministry
(grades 9-12) of Victory Family Church*

